

PIN

**PINFUVOTE**

FU



VO

TE

R. Pablo Rodríguez

## INDEX

1. WHAT IS PINGPONG?

2. HOW SHOULD THE PLAYING FIELD BE?

3. HOW TO SCORE A POINT?

4. THE BALL

5. THE SERVICE/BOAT

6. THE NET

7. THE SERVICE

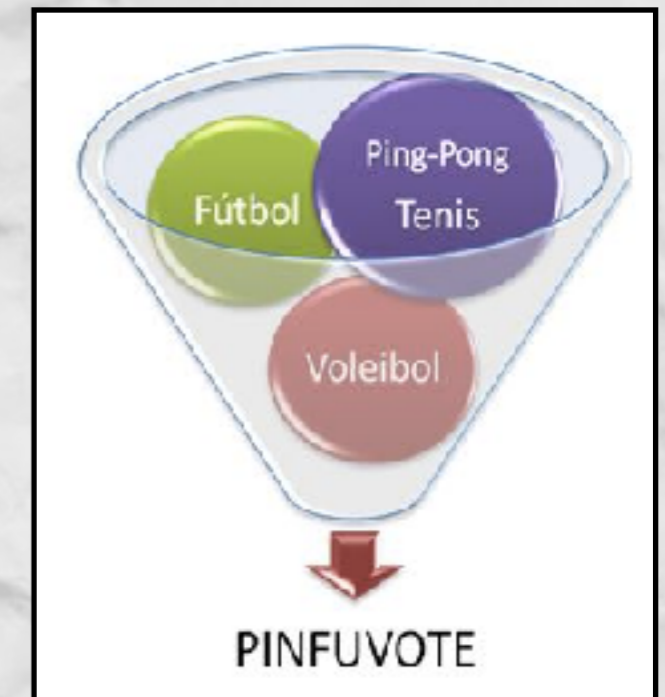
8. HOW DO YOU WIN A GAME? PUNCTUATION

9. LINKS

# 1. WHAT IS PINFUVOTE?



## A FUSION SPORT



It's a new game, is a new sport for a different educational reality. It was invented by Juan Roca in Dos Hermanas (Sevilla).

We called a fusion sport because it takes standards, rules and hints of popular sports like: **Ping Pong**, **Football**, **Volleyball** and **Tennis**.

# 1. WHAT IS PINFUVOTE?



**USE ANY PART OF YOUR BODY**



You can use any part of the body: **feet**, **hands**, **head** and we can directly hit the ball to play with teammates or wait for the ball to bounce on the ground only once between hit and hit.

# 1. WHAT IS PINFUVOTE?



**IT CAN BE PLAYED BY DIFFERENT SIZE GROUPS**

It is a simple, fun game when it's played in groups from **7-20** players, and **very competitive** with teams of **4-5 or 6** players.

## 2. HOW SHOULD THE PLAYING FIELD BE



**WE NEED A FLAT SURFACE**

It should be a flat surface; it may be albero, cement and in the best case parquet or laminated flooring.

## 2. HOW SHOULD THE PLAYING FIELD BE



**THE PLAYING FIELD DEPENDS ON THE NUMBER OF PLAYERS**

The field measurements depend on the number of players.

We can reuse tracks that can be found in Schools, High Schools and multi sport courts in general.

## 2. HOW SHOULD THE PLAYING FIELD BE



We will have as a reference...

FOR TEAMS OF... PLAYERS

**Volleyball courts**

**4, 5, 6**

18 m long and 9 m wide.

**Basketball courts**

**7, 8, 9, 10**

28 m long and 15 m wide.

**Multi Sports court**

**from 11 to 20**

40 m long and 20 m wide.



### 3. HOW TO SCORE A POINT?



The point in play is won when one of these situations occurs:

- The ball bounces on the floor twice.

- The ball does not go over the net.

- The ball is sent off the field.

- A player hits twice in a row.

- The teams hit the ball more than three times.

### 3. HOW TO SCORE A POINT?



Or faults (not-allowed):



- By invading the opposite field above or below the network.

- By shooting directly after the service

- By touching the network with any part of the body


- To change a player from one area to another without having finished the SET.

## 4. THE BALL



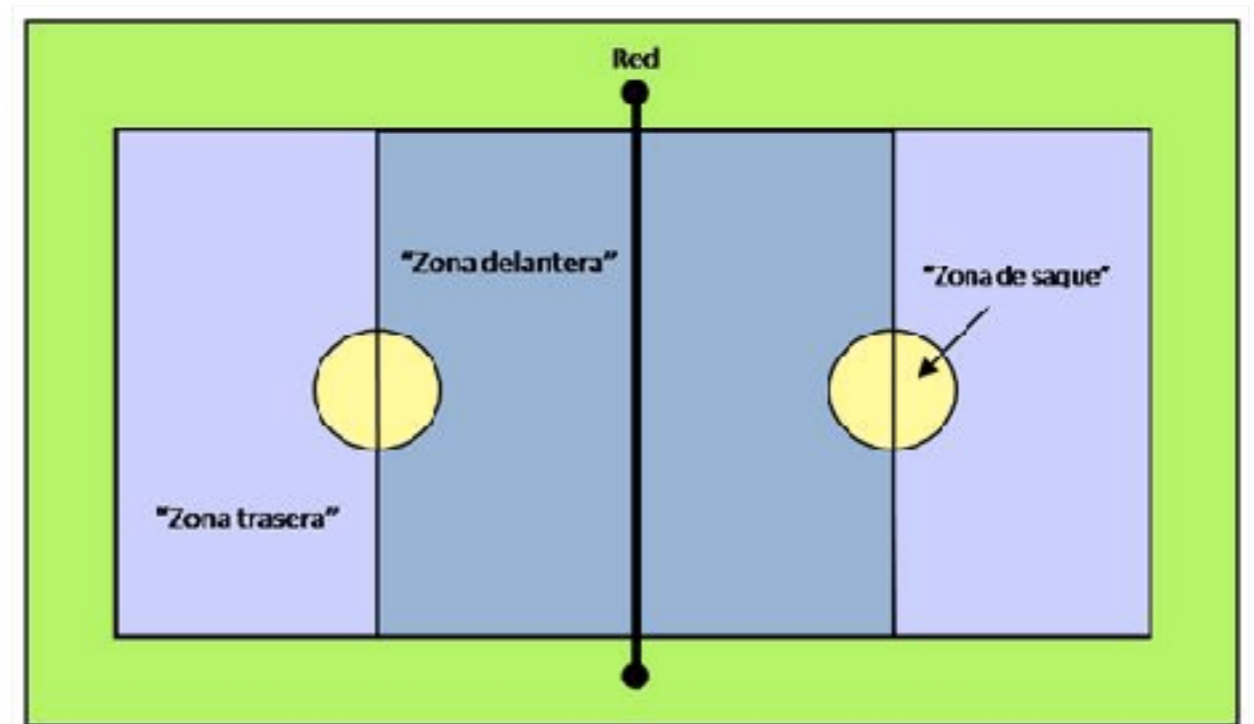
It is made of **rubber foam**, soft texture, weighs little and has a nice bounce. Its circumference ranges between **60-70 cm** and they can be found on the market on wide range of colors.

## 5. THE SERVICE/BOAT



- In **PINFUVOTE** it is allowed a maximum of **three strikes**.
- You can hit the ball **directly** or **wait for the ball to bounce on the floor** between each strike.
- When the ball **bounces on the line limits** it is considered **valid**.


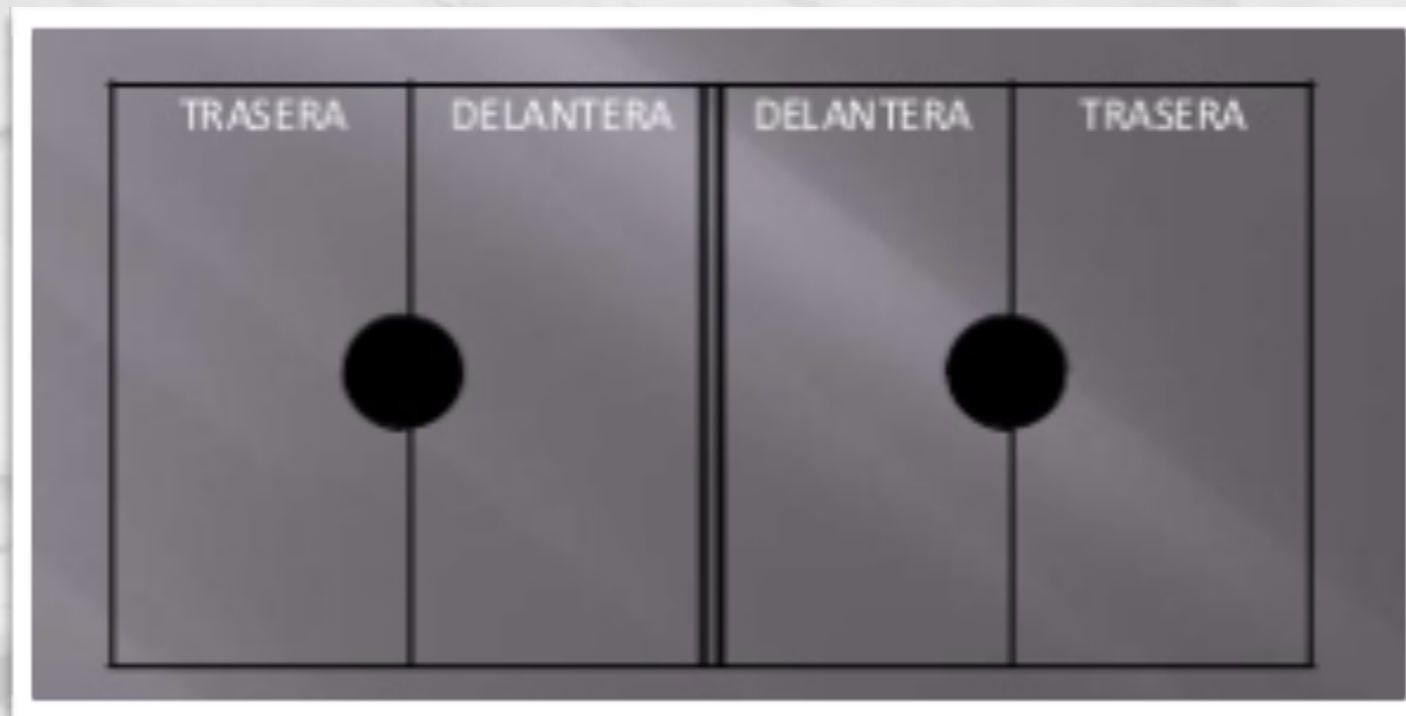
## 6. THE NET



The net is on the central line which divides any field like: basketball, volleyball, or handball, depending on the number of players. The net is **similar to the one in tennis** (1,07m)


**The posts that hold the net serve as reference of the ball** during the game. The net can be touched by the ball during the match, except in the service. In that case you must serve again.

# 7. THE SERVICE



- The player always makes the service **from a central circle** keeping both feet inside it; jumping in the service is not allowed.
- In the service the ball must pass over the net without touching it.
- In the case that the ball goes over the net but touches it, there will be a second chance to play the service; as happens in tennis or table tennis.

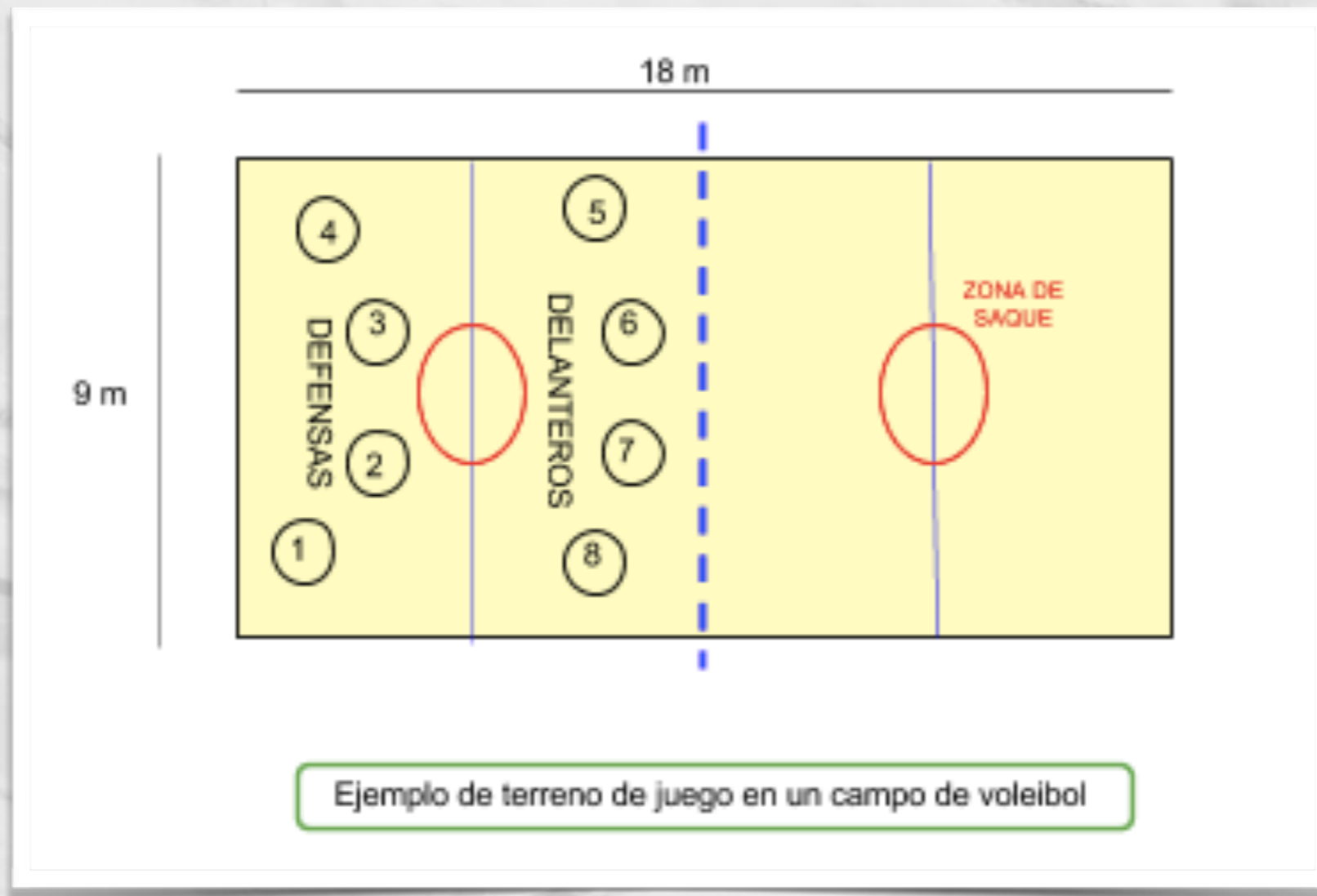
# 7. THE SERVICE



**The ways to perform the service** are different according to the part of the body to use:

- kicking directly the ball in the air.
- kicking after dropping the ball and bouncing on the floor.
- with one hand like in handball.
- with the hand high making a tennis serve.
- with the low hand low performing a safety throw.
- with the head.

# 7. THE SERVICE



Remember that **players are free to move within the same area** during the game SET, but once it has finished you may choose to change the area, according to the guideline of the coach, who will facilitate the list, or any changes.



## 8. HOW DO YOU WIN A GAME? PUNCTUATION



**3 - 0**

**3 - 1**

It's played to the best of 5 sets.

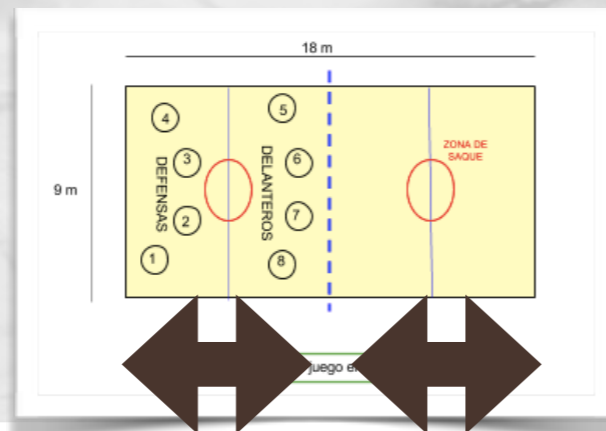
**3 - 2**

- It is similar to volleyball, therefore a team wins when they win 3 SETS.
- **A set is equivalent to 25 points** and there will always be a difference of 2 points. It will be played a maximum of 5 SETS if the game is very disputed, with the difference that the last and **fifth set is worth 15 points**. Possible results in a game could be: 3-0/ 3-1/ 3-2.

## 8. HOW DO YOU WIN A GAME? PUNCTUATION




The 3 consecutive points rule for one player. The 3-point rule



When the team that has possession of serving wins 3 consecutive points, there will be a change of players, front and rear lines, on both teams. Such action will be indicated by the referee.

In the case of violation of this rule, such action will be indicated by the referee. It will be considered a fault and the referee will give the point to the other team. After the change of lines, the team who served will throw again but this time it will be another player. This rule is intended to encourage the game.

## 8. HOW DO YOU WIN A GAME? PUNCTUATION



### Special score: Tripin

When 3 **different players** hit the ball with **3 different parts** of the body (such as foot, hand and head) in the same action and they win that point they are awarded with a tripin, counting **3 points** for the team.

## 9. LINKS



<http://www.pinfuvote.net/> (Oficial)

<https://es.slideshare.net/juanjochaki/presentacin-pinfuvote>

[https://www.google.es/webhp?](https://www.google.es/webhp?hl=es&sa=X&ved=0ahUKewjX4s_9j5TVAhWEbhQKHaovBWcQPAgD)

[hl=es&sa=X&ved=0ahUKewjX4s\\_9j5TVAhWEbhQKHaovBWcQPAgD](https://www.google.es/webhp?hl=es&sa=X&ved=0ahUKewjX4s_9j5TVAhWEbhQKHaovBWcQPAgD)

<http://www.efdeportes.com/efd211/pinfuvote-un-nuevo-deporte-fusion.htm>

## 9. LINKS



<http://www.efdeportes.com/efd148/propuesta-de-un-deporte-adaptado-el-pinfuvote.htm>

<http://deportesalternativosenelcole.blogspot.com.es/2012/10/pinfu-que-pinfuvote.html>

<https://www.youtube.com/watch?v=fV5pEL74wGY> (Normas básicas)

<https://www.youtube.com/watch?v=WBwRJDJ5v2g> (Partido exhibición)

<https://www.youtube.com/watch?v=f5EgRDE8kfk> (Campeonatos Andalucía)

**P**ARTICIPATIVO  
**I**NCLUSIVO  
**N**OVEDOSO  
**F**ÁCIL  
**U**TIL  
**V**ERSÁTIL  
**O**RIGINAL  
**T**OTAL  
**E**STRATÉGICO



*PINFUVOTE* es un deporte que resulta de la fusión de: PING-pong, FÚtbol, VOLEIBOL y TENIS

- Máximo tres toques aéreos donde puede golpearse el balón directamente.
- También se puede esperar que el balón bote en el suelo.
- Un jugador no podrá golpear el balón 2 veces seguidas



TRIPÍN (3 PUNTOS)  
 PIE+CABEZA+MANO

Al inicio se establece un orden de saque

**SAQUE:**

- mantener los dos pies dentro del círculo y no realizar salto alguno
- Tocar la red tendrá derecho a realizar un último saque
- 3 puntos seguidos de saque o de jugadas, se producirá un Cambio de Lineas

**FORMAS:**

- Con el pie de forma directa o después de botar en el suelo.
- Con una mano simulando un lanzamiento de balonmano.
- Con la mano alta realizando un saque de tenis.
- Con la mano baja realizando un saque de seguridad VB
- Con la cabeza





XII CONGRESO INTERNACIONAL SOBRE LA ENSEÑANZA DE LA EDUCACIÓN FÍSICA Y EL DEPORTE ESCOLAR  
Vilena (Alicante) - 12 al 15 de Octubre de 2017



## Nuevo deporte alternativo...

# PINFUOTE

Ping-pong

Fútbol

Voleibol

Tenis

El PINFUOTE es un nuevo juego-deporte que fusiona reglas del PING-pong, el FÚTBOL, el VOLEIBOL y el TENIS, a la vez que incorpora otras de nueva creación con el objetivo de hacer participar en el juego a la mayoría de los alumnos/as.

### El Balón

Esférico, blando (de espuma o similar), ligero, de una circunferencia aprox. de 60-70 cm (Ø 19-21 cm), y que permita el bote sin dificultad.

### La Red

Red baja, colocada verticalmente sobre la línea central a la altura de la red de tenis.

### Objetivo del juego

Jugado por dos equipos en un campo dividido por una red, el juego consiste en enviar el balón al campo contrario para que éste toque dos veces consecutivas el suelo o que el equipo adversario no pueda devolverlo.

### Principales Reglas

### Jugadores

- Cambios limitados.
- Orden de jugadores a la hora de realizar el saque.
- Libertad de movimiento en las "zonas" sin poder invadir la contraria.

Jugada "TRIPÓN": 3 puntos = ganar la jugada golpeando el balón con 3 partes distintas (manos, pies y cabeza).

### El Campo



- El saque se realiza desde un círculo central con los 2 pies dentro y sin saltar.
- En el saque el balón puede ser lanzado o golpeado con cualquier parte del cuerpo con o sin bote previo.

### Prohibido:

- Coger o retener el balón.
- Golpearlo 2 veces seguidas.
- Bloquear el saque contrario.
- Invadir el campo contrario por encima de la red o tocar ésta con cualquier parte del cuerpo.

- Equipos mixtos de 3 a 20 jugadores.
- El balón puede ser golpeado con cualquier parte del cuerpo.

- Máximo 3 toques y 3 botes (uno entre cada golpe) por equipo.
- Después de 3 puntos consecutivos de un equipo, cambio de saque y de zona, en ambos equipos.

Autores:

Juan Llorca Roca Béres (creador PINFUOTE)  
Jesé Ángel Omedo Ramos

www.pinfuote.net

pinfuote@hotmail.com



Seguimos en:

